

New Upload Instructions

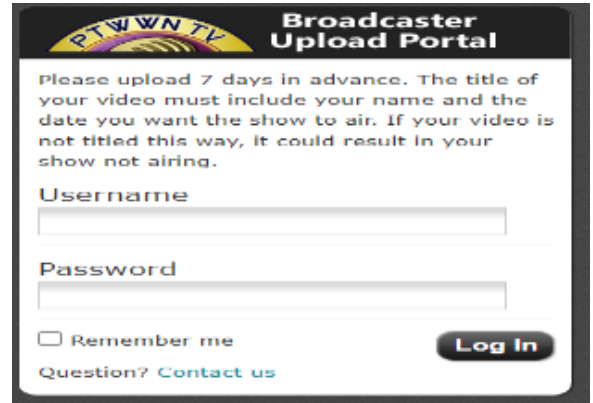
We are excited to introduce our new upload system. Your username and password are listed below. Please follow the steps listed below to upload your videos 7 days before your video is scheduled to air. If we do not receive your video in at least 7 days before your show is scheduled to air, we can not guarantee that your most recent video will air and one of your previous videos will be used.

USER NAME (check email)
PASSWORD (check email)

1. Please go to <https://www.ptwwnuploads.net/broadcasters>
2. Enter your username and password.
3. Click remember me to save your log in information.
4. Click log in.

****DO NOT UPLOAD FILES THAT ARE OVER 4GB.
MAKE SURE FILE SIZE IS NO LARGER THAN 4GB
BIT RATE MUST BE NO LARGER THAN 2999

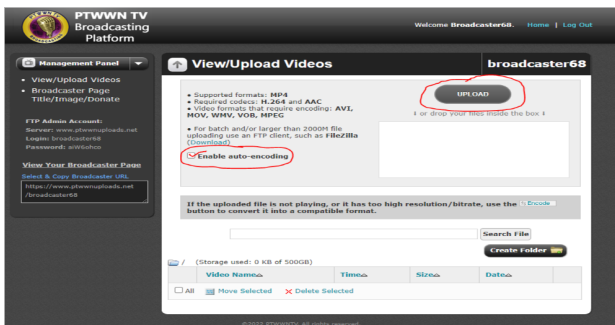
IMPORTANT! MAKE SURE YOU RENAME YOUR FILE BEFORE UPLOADING. RENAME WITH YOUR NAME, THE DAY, THE DATE AND THE TIME OF YOUR SHOW. BE SURE TO KEEP .MP4 BEHIND IT.
EXAMPLE... johndoesunday4thirtyoctober9th.mp4



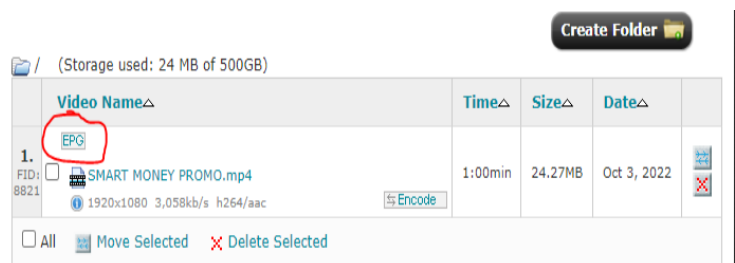
Here is the page where you will upload your video.

Before you upload, please make sure your video is in MP4 format, your video is labeled with your first and last name, and the date your video will air

1. Please check the box that says Enable auto- encoding
2. Next press the UPLOAD button to attach your file.
3. When your file has finished loading, it will be listed at the bottom of the page.



The last steps are for you to correctly label your video. 1. Click EPG
Enter the official Title of your TV Show and give a description about your show.



Video Name	Time	Size	Date
1. EPG SMART MONEY PROMO.mp4 1920x1080 3,058kb/s h264/aac	1:00min	24.27MB	Oct 3, 2022

1. Click the Choose File button to upload an image for your video.
2. Click Update image.
3. Enter the name of the show in the TITLE field.
4. Enter a brief description in the DESCRIPTION box.
5. Click the dropdown button by CATEGORY.
6. Select TV BROADCAST
7. Be sure to click the box that say "Do not show on Broadcaster page if you want to hide your video. . You can come back and show your video when you are ready for the public to see it on the day your TV Show airs.
8. Click UPDATE EPG and you are done!

